



# Kohala



[www.kohalaukes.com](http://www.kohalaukes.com)

## Instruction Booklet

For Soprano,  
Concert and  
Tenor ukulele





**Ho Brah!** You have no idea what you have done bruddah! Not only have you released me, Kolohe, from da box where I was trapped, but you also chose my favorite kine o' ukulele as your tool


to groove. Now, I know what dey say about me, and while I may play a trick here and dere, I never joke about a person's groove. Nothing gets 'um dancing to da max like da ukulele and when dey are dancing dat is when I, Kolohe, can have some fun by shaving deir dogs or movin' deir cars down



da block. Oh dat would be good for a warm up, don't you figga? K den, first things first les go holomaka your groove. So let's start my little talk story about dis kine o' ukulele.




# parts of da Ukulele



# Using your electronic tuner:

New strings take time to stretch out before dey will hold deir tune to da max, so it is not uncommon dat you will have to re-tune often when startin. \*Watch it!\*  
Tightening da strings too much can bust 'em.

Using da electronic tuner is da no worries way to get da ukulele up to pitch ( Da picture on page 3 tells you da string tunings.)



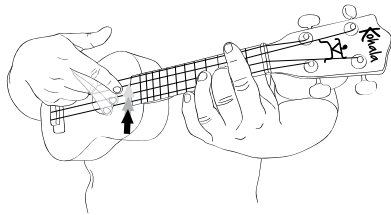
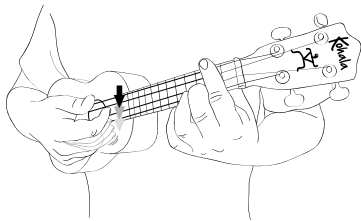
Keep a stink eye on da display when you pluck da individual strings. Da tuner will register da note

dat you are strokin'. Increase or decrease da tension until da display shows da proper note of da string you are tuning.

Once you are in da proper range you can fine tune da string. If you show note is flat (b) tighten da string till da center light shows green. If you are sharp (#) lighten up on da string until da center light shows green.




# Strumming da ukulele:



Da traditional method of strummin' da ukulele is with da index finger on your right hand. No huli huli on da ukulele or da music will maki di dead. Dere are plenny o' styles out dere but today we just doin' da basics. Go to [www.kohalaukes.com](http://www.kohalaukes.com) if you want to see a few different strumming styles.

## Holdin' da ukulele:

K den, ever played da kine o' "air ukulele?" Ok.... well den just put your hands in dat position while you hold da Kohala uke. Just look at da pictures, dey will show you.

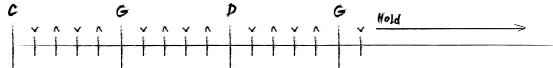
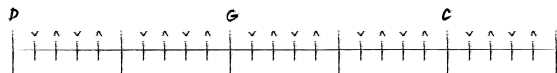
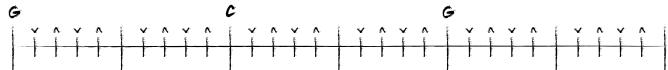
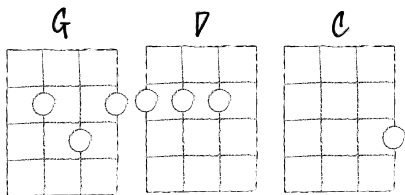




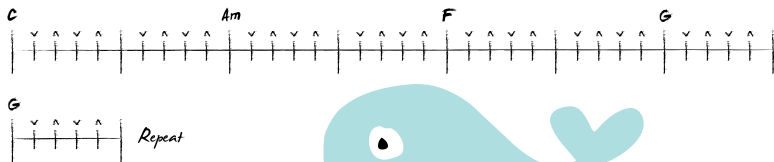
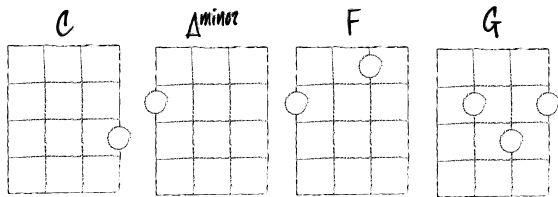
, now I'll show you a few chords and progressions dat you can use in plenny o' different songs. Now I gave you some strum patterns, but da mos' beautiful thing about dese kine is you can play dem in any rhythm you want and dey will still sound great fo' shua!. Go to [www.kohalaukes.com](http://www.kohalaukes.com) to see dem and get da people smiling and dancing... dat is... until dey get a stink face from seein' what I did and search me out for some dirty lick'ns!

## Rock & Country Grass Lick

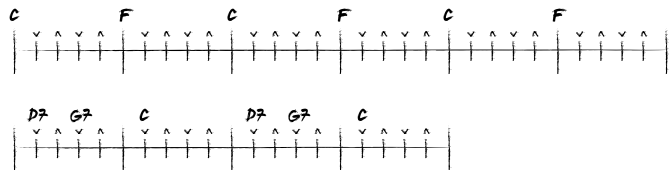

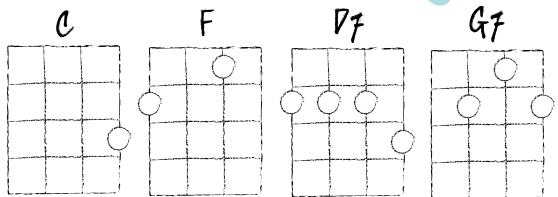
^ up strum  
v down strum



## Classic 57 Dancehall



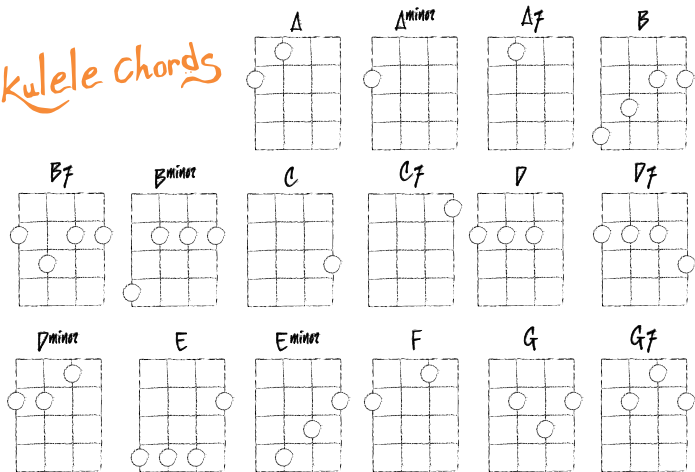
## Hawaiian Tune






**Dat's it** akamai! Like I said, go to [www.kohalaukes.com](http://www.kohalaukes.com) for everything eh! Now go, play everywhere you can and geev'um brah so dey won't hear me sneaking up to put da "Kolohe was here" sign on deir backs.

## Ukulele Chords



**Kohala Ukuleles**  
[www.kohalaukes.com](http://www.kohalaukes.com)



**Distribution in USA**  
**HOHNER, Inc.**  
1000 Technology Park Drive  
Glen Allen, VA 23059

**Distribution outside USA**  
**Hohner Musikinstrumente GmbH & Co KG**  
Andreas Koch Strasse 9  
D-78647 Trossingen, Germany

